

Algorithms of Scientific Computing (Algorithmen des Wissenschaftlichen Rechnens)

Arithmetization of Space-Filling Curves

If the number $t \in [0, 1[$ is given with the basis four, i.e.

$$t = 0.q_1q_2q_3q_4\dots,$$

, so the mapping $h(t)$ of the Hilbert curve can be written as

$$h(0.q_1q_2q_3q_4\dots) = H_{q_1} \circ H_{q_2} \circ H_{q_3} \circ H_{q_4} \circ \dots \begin{pmatrix} 0 \\ 0 \end{pmatrix}$$

with the operators

$$\begin{aligned} H_0 &:= \begin{pmatrix} 0 & \frac{1}{2} \\ \frac{1}{2} & 0 \end{pmatrix} \begin{pmatrix} x \\ y \end{pmatrix} & H_1 &:= \begin{pmatrix} \frac{1}{2} & 0 \\ 0 & \frac{1}{2} \end{pmatrix} \begin{pmatrix} x \\ y \end{pmatrix} + \begin{pmatrix} 0 \\ \frac{1}{2} \end{pmatrix} \\ H_2 &:= \begin{pmatrix} \frac{1}{2} & 0 \\ 0 & \frac{1}{2} \end{pmatrix} \begin{pmatrix} x \\ y \end{pmatrix} + \begin{pmatrix} \frac{1}{2} \\ \frac{1}{2} \end{pmatrix} & H_3 &:= \begin{pmatrix} 0 & -\frac{1}{2} \\ -\frac{1}{2} & 0 \end{pmatrix} \begin{pmatrix} x \\ y \end{pmatrix} + \begin{pmatrix} 1 \\ \frac{1}{2} \end{pmatrix}. \end{aligned}$$

Exercise 1: Calculation of h for (in)finite fractions

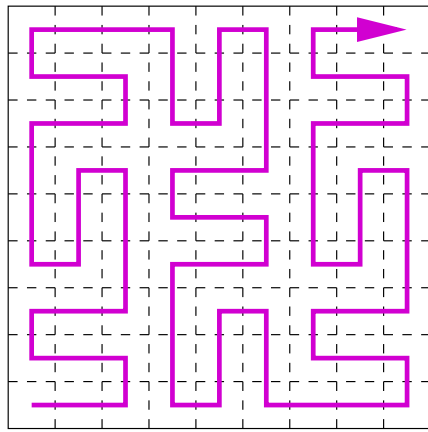
Calculate the values $h\left(\frac{1}{8}\right)$ and $h\left(\frac{1}{3}\right)$.

Exercise 2: Arithmetization of the Peano Curve

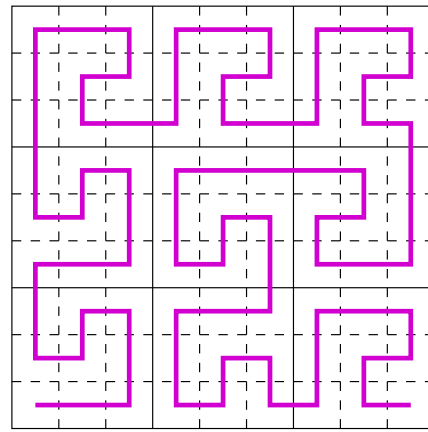
Derive an arithmetization of the Peano curve (see figure 1a), analog to the arithmetization of the Hilbert curve. So we are looking for a representation like

$$p(0.q_1q_2q_3q_4\dots) = P_{q_1} \circ P_{q_2} \circ P_{q_3} \circ P_{q_4} \circ \dots \begin{pmatrix} 0 \\ 0 \end{pmatrix}$$

constructed on an appropriate basis and with appropriate operators P_0, P_1, \dots



(a) Peano Curve



(b) Meander-style Peano Curve

Abbildung 1: Two space-filling curves of the Peano type

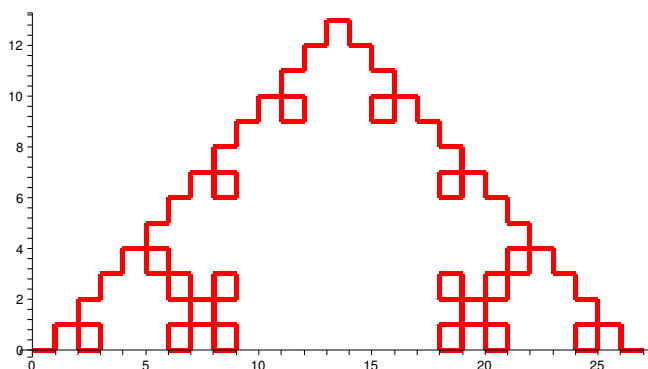
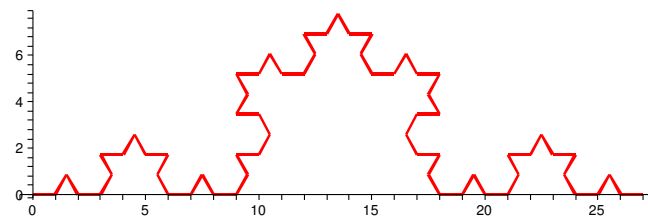
Develop an algorithm that computes the Peano function $p(t)$, analog to the lecture.

Additional Exercise:

Do the same for the meander-style Peano curve.

Exercise 3: Koch Curve and approximating polygongals

Write a (Maple-)program, which draws a (real) turtle-graphics of the iteration of the Koch curve that is shown below. Modify the program, such that it can also create approximating polygons of the Koch curve.



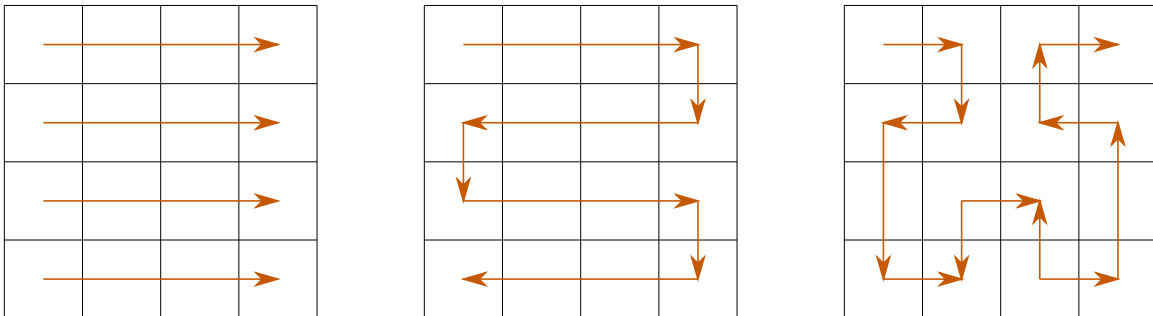
Exercise 4: Lengths and Areas

Compute the length of the Koch curve and the area that is defined by the curve.

Exercise 5: Cache Efficiency

One field of application for space-filling curves is the cache efficient traversal of grids. Due to the increasing gap between processor and memory speed this is an more and more important issue. In this last exercise we will examine, if we can obtain a better efficiency by exploiting the spatial locality of space-filling curves.

In the figures below we see three traversal schemes over a four-by-four grid. Assume that we traverse the grid cells in the given order and we always need all four adjacent vertices for one cell to process it. Assume further that our cache can store up to seven vertices (cells do not contain any data, thus they don't need to be stored). If the cache is full and another vertex is loaded, it replaces the least recently used vertex from the cache. If there are more than one vertices that can be replaced, the upper or more left one is preferred.



Try manually, how many cache-misses occur during the three grid traversals.