

Algorithms of Scientific Computing

Hierarchical Methods and Sparse Grids

Tobias Neckel, Dirk Pflüger

Technische Universität München

Summer Term 2011



Part VIII

More on Sparse Grids: Numerical Classification in Data Mining

Classification in Data Mining

Now for something completely different?

- We consider one more application: classification in data mining
- Aim is extraction of new and (hopefully) useful information out of data bases



- We consider *predictive modelling* in data mining:
 - Forecast values on new, previously unseen data
 - Prediction based on given set of data points (training data)

Binary Classification

Classification problem

- Classification aims to
 - assign a “correct” class label $k \in K$
 - to all data points \vec{x} in some d -dimensional feature space Ω
 - based on set S of pre-classified data points for training

$$S := \{(\vec{x}_i, y_i) \in \Omega \times K\}_{i=1}^m$$

- Here: binary classification, for us $K := \{+1, -1\}$
- Tasks:
 - Is person male or female (dimensions: shoe size and body height)?
 - Is customer of bank credit-worthy (dimensions: income, type of house, ...)?
 - Will direct mailing pay out (dimensions: interests, ...)?
 - ...

Classification

Classical approaches

- Decision trees
- Rule-based classifiers (decision rules)
- Instance-based classifiers (k -NN, ...)
- Probabilistic (Bayes) classifiers
- Based on function representation (ANN, SVM, ...)

Problem

- Depend all at least quadratically on size of training set (think of classification based on comparisons of data points)
- Approach based on discretization of Ω would allow linear training time
- But: curse of dimensionality \Rightarrow sparse grids!

Sparse Grid Classification

- Training set (normalized)

$$S := \left\{ (\vec{x}_i, y_i) \in [0, 1]^d \times \{+1, -1\} \right\}_{i=1}^m$$

- Assume training data obtained by randomly sampling of unknown function f disturbed by noise
- Reconstruct piecewise d -linear sparse grid approximation u of f :

$$f_N(\vec{x}) = \sum_{i=1}^N v_i \phi_i(\vec{x})$$

- To determine class at new data location \vec{x} :
 - Compute $f_N(\vec{x})$
 - Predict class $+1$, if $f_N(\vec{x}) \geq 0$; otherwise -1

Sparse Grid Classification

- Solve regularized least squares problem

$$f_N \stackrel{!}{=} \arg \min_{f_N \in V_N} \left(\frac{1}{m} \sum_{i=1}^m (y_i - f_N(\bar{x}_i))^2 + \lambda \|\nabla f_N\|_{L_2}^2 \right)$$

- Aims:
 - Be close to training data: minimize quadratical error
 - Prevent overfitting: minimize gradient to avoid oszillations due to noise in training data
 - Parameter λ to stir trade-off
- Derive system of linear equations:
 - We plug-in f_N
 - And minimize by setting each first derivative $\partial/\partial v_i$ to zero

From Minimization to System of Linear Equations

⇒ N linear equations for N unknowns

$$\left(\frac{1}{m} BB^T + \lambda C \right) \vec{v} = \frac{1}{m} B\vec{y},$$

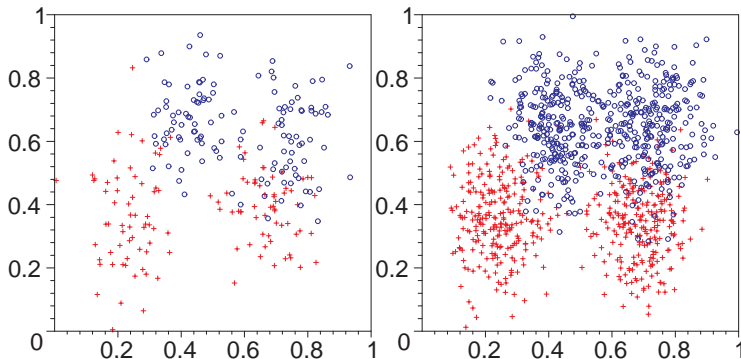
- With matrices C and B

$$(C)_{ij} = \langle \nabla \phi_i(\vec{x}), \nabla \phi_j(\vec{x}) \rangle_{L_2}, \quad (B)_{ij} = \phi_i(\vec{x}_j)$$

- B here is simple, can be applied to vector in $\mathcal{O}(Nm)$ (and even better)
 - We already know C (matrix A from PDE-part): $\mathcal{O}(N)$
- ⇒ Solve linear system iteratively to determine hierarchical surplusses v_i and thus classifier f_N

Example 1 – Ripley Data Set

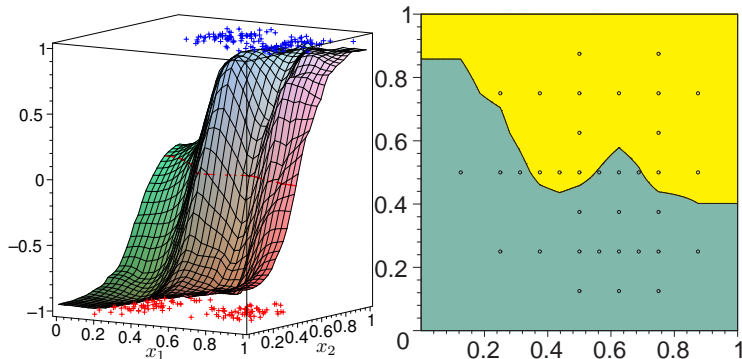
- Artificial, 2d data set
- 250 points for training, 1000 to test on



- Constructed to contain 8% of noise

Example 1 – Ripley Data Set (2)

- Compute adaptive sparse grid classifier
- Result can look as follows




- Best accuracy: 91.5% on test data (max. 92%)
- Suitable treatment of boundary needed

Example 2 – Optidigits

Now for something really high-dimensional...

- Optical recognition of handwritten digits:
Classify images of handwritten digits
- 64-dimensional data set of gray-values (0,1,...,16)



Example 2 – Optidigits (2)

- Construct ten different binary classifiers (one class (+1) against the others (-1))
 - Take the one with highest prediction (function value)
- ⇒ Best accuracy: 97.7% correctly classified

Summary

- Even high-dimensional problems (“real problem” not that high-dimensional) can be successfully solved
- Typically requires to adapt sparse grids to problem
 - What to do with boundary (3^d would be really large for $d = 64$)?
 - Adaptive refinement!
 - Consider dependency of algorithms in d , N , and m (not only exponential parts can hurt!)
 - ...